

FAMILY PHOTOGRAPHY



Welcome Guide

ASHLEY MILLER PHOTOGRAPHY



HI THERE!

I'm Ashley, a portrait photographer in the beautiful Northern Shenandoah Valley documenting families, couples and seniors.

I was born a storyteller.

I believe in capturing moments and joy when they happen. My style is vibrant and candid; there's nothing I love more than hearing laughter and seeing big smiles during a session.

Let's start telling your story. Together.

ASHLEY MILLER
PHOTOGRAPHER

About Me
focus on memories



About the Session

I believe that the perfect portrait session includes a balance of candid shots and traditional, eyes-on-the-camera shots. Don't worry, I'll walk you through the entire process. You'll laugh, dance and probably have the time of your life to capture all the special moments- together.

PACKAGE FEATURES

- \$250 for an 1 hour long session
- Anywhere in the Shenandoah Valley*
- A minimum of 25 images, delivered via an online gallery with direct download
- Option to purchase print products available



* Additional fees may apply for travel



OUTDOOR PHOTOS INCLUDING

- Photos of all family members
- Photos of each parent with each child
- Photos of siblings together
- Photos of your family on the ground
- Close-up individual portraits
- Environmental focused photos
- Playful/active photos
- Your suggestions

What to expect

About a week before your session, I'll send you location details and a final payment reminder (if needed), and feel free to reach out with any questions. During the session, expect high energy, lots of funny noises, and maybe some squeals as I snap away! I'll guide you through poses and hand placement, so no worries there. I take plenty of photos to make sure we get the perfect shots, and I love capturing candid moments too. About two weeks after your session, you'll receive your photos in an online gallery, where you can download the high-res images and start sharing the magic with family and friends!

HONEYBOOK + PASS GALLERY

HoneyBook is an automated administrative tool that helps me stay organized and saves me time, so I can focus more on the creative side of your session. Here you'll find your contract, invoice, and project updates, keeping you informed every step of the way.

Pass Gallery is where I'll deliver your stunning images directly to your inbox. From there, you can easily view, download, and print your favorite photos with just a few clicks!



Style Guide



TRY TO COORDINATE INSTEAD OF MATCH

Everyone in the family does not have to have matching shirts. What looks best is when a family wears clothing that coordinates with a particular color scheme. Too much matching makes it hard to see individuals in the photos.



AVOID LOGOS, TEXTS, OR GRAPHICS

Words will draw attention away from your faces. It distracts and takes away from the emotion captured in the picture.



BE COMFORTABLE

You can't look your best if you are uncomfortable. This will help you feel more relaxed and at ease during the photo shoot.



MAKE SURE YOU DON'T PUT EVERYONE IN JEANS

Mix things up that works a lot better, texture and colour. Maybe girls in skirts and boys in chinos while dad wears jeans etc.



ATHLETIC SHOES

Athletic shoes and character shoes should all be avoided. Leather shoes, casual sneakers, sandals, canvas shoes are all great options.

Color Palette

TRY TO COORDINATE INSTEAD OF MATCH

What looks best is when a family wears clothing that coordinates with a particular color scheme. Too much matching makes it hard to see individuals in the photos.

CONSIDER THE LOCATION & SEASON

Will you be going to the beach with a lot of neutral tones and blues in the background or will you be in the bush with more greens around you? Select a colour palette that will complement the setting of your photo session







PHOTO SHOOT PREP

Checklist

THINGS TO DO BEFORE YOUR SESSION:

- Make hair, nail, and/or makeup appointments for before your photoshoot.
- Plan your outfits at least a week in advance. Feel free to text me photos of your wardrobe if you're having a hard time choosing.
- Brainstorm about specific props, mementos, or special types of images you want to be captured.

THE DAY OF PHOTO SESSION:

- Depending on the location you choose for your family session, bringing a pair of walking shoes can be really helpful.
 - If this is your first time to a park, ask me for tips on parking. Load these ahead of time and bookmark it.
 - Arrive early and dress the kids on-location to avoid them getting their clothes dirty beforehand
 - Come with empty pockets, put phones, wallets, and keys, etc. in a handbag instead. And remove watches and hair ties on the wrist.
 - Plan ahead, if you have young kids that need naps - plan accordingly. A well rested energized kid is much more cooperative than a tired kid.
 - Keep smiles and looks of love on your face, so that when the photographer gets the best shot of the little ones.
-

other Sessions

MATERNITY PORTRAIT SESSION | \$175

Document the anticipation of motherhood. This 45-minute photo session at one magical outdoor location of your choice includes minimum of 15 high resolution digital images delivered via digital download and a private online viewing gallery.

COUPLES PORTRAIT SESSION | \$185

I love-love; especially capturing it for my couples. This one-hour photo session at an outdoor location of your choice includes minimum of 15 high resolution digital images delivered via digital download and a private online viewing gallery.

SENIOR PORTRAIT SESSION | \$275

Whether it's high school or college graduation, what a perfect time to capture your senior year. This 1.5 hours photo session includes 3 outfit changes, at two outdoor locations of your choice, with a minimum of 20 artistically edited high resolution digital images delivered via digital download and a private online viewing gallery.

Don't see what you're looking for? Send me an email, lets chat. info@ashleymillerphotography.com



Frequently Asked Questions



HOW LONG DOES IT TAKE TO GET MY GALLERY?

Online galleries are delivered in three to four weeks following your session. A sneak peek is typically posted to social media within 48 hours of your session.



WHAT HAPPENS IF IT RAINS?

I'll work closely with you to coordinate a rain date, as Mother Nature can be unpredictable. I appreciate your understanding that some things are simply beyond our control.



HOW DO YOU PICK YOUR LOCATIONS?

My top priority during your session is finding a spot with nice, open shade, ensuring everyone is comfortable and the light is soft and flattering. I prefer shooting within two hours of sunrise or sunset to avoid harsh sunlight, which can create unflattering shadows and hot spots



CAN YOU RECOMMEND A LOCATION?

Yes, of course. Send me a note and we can discuss your options.



Thank you

I know I've given you a lot to think about, but I created this guide to help take the guesswork out of planning your outfits and make sure you all look and feel your best. I really want this to be an experience you'll enjoy and cherish as a sweet memory for years to come! At the end of the day, the outfits and accessories matter far less than the love you share and the time spent together.

Let's make this a special memory, a tradition. Have fun, laugh a lot, and just enjoy being together. I'll take care of the rest!

Ashley

WWW.ASHLEYALMILLERPHOTOGRAPHY.COM